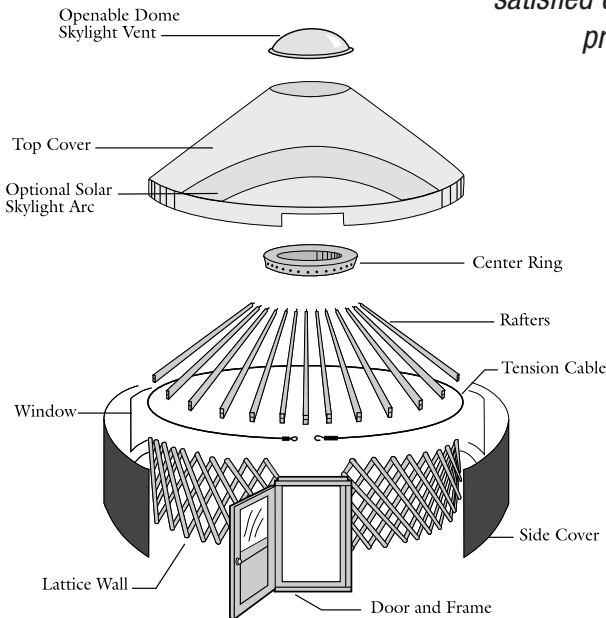




Visit our Web site at [www.yurts.com](http://www.yurts.com)

# Pricing and Order Booklet

From tropical getaways to Alpine retreats, Pacific Yurts sets the highest standard for successfully adapting a legendary shelter into a modern, flexible, environmentally friendly living structure. Simply put, **no one knows yurts like Pacific Yurts.** As the original designer and manufacturer of the modern yurt, we have built a 32-year track record of success and innovation. Our thousands of satisfied customers on nearly every continent are testament to our expertise, proven product performance and commitment to outstanding service.



## STANDARD FEATURES - ALL MODELS

**LATTICE WALL:** Expandable, clear, kiln dried, Douglas fir lath. Finished with a wood penetrating oil: assembled with aluminum "pop" rivets. Standard height is 6'; optional tall height is approx. 7'.

**RAFTERS:** High quality, structural grade Douglas fir, sanded and finished with a wood penetrating oil: hardened steel pins are inserted in ends which fit into holes in center ring.

**CENTER RING:** Beautiful laminated Douglas fir compression ring finished with a wood penetrating oil: through-bolted for additional strength.

**DOOR & FRAME:** Beautiful solid wood door with window and inset cedar panel, comes pre-hung in a frame laminated for extra strength. Solid brass hinges and quality lockset with lifetime warranty. Door height is 67", optional tall height is 76".

**DOMES:** Durable, low maintenance, 1/4" thick clear acrylic dome. Optional opener available for extra ventilation.

**TENSION CABLE:** 1/4" aircraft quality galvanized steel, 7000 lb. breaking strength for 20', 24' and 30' yurts; 3/16" with 4200 lb. breaking strength for 12', 14' and 16' yurts.

**WINDOWS:** Two large windows (54"x45"). Made of clear vinyl, framed in high UV resistant 2" marine quality velcro. Windows include zippered weather flaps and sewn-in screens.

**TOP COVER:** Top cover includes 10 year warranty. This flame retardant vinyl laminate provides excellent durability, low maintenance and protection from the elements. Overhead top seams are electronically bonded together instead of being machine sewn and are impervious to moisture. Our optional heavy duty top cover has a material manufacturer's warranty of 15 years. Rain Diverter included over every door.

**SIDE COVER:** Side cover is an acrylic coated 100% polyester fabric that provides exceptional strength, durability and low maintenance; easy clip-on design.

**DETAILED INSTRUCTIONS** for setting up. Platform construction plans included.

## SIZES AVAILABLE

Size (Diameter)	Sq. Ft.	Height At Center	Approximate Shipping Weight	Base Price
12'	115	8'	750 lb	\$4,445
14'	155	8'9"	850 lb	\$4,940
16'	200	9'3"	950 lb	\$5,450
20'	314	10'	1350 lb	\$6,790
24'	452	11'6"	1700 lb	\$7,790
30'	706	13'	2200 lb	\$9,785

\*Platform/Floor not included.

**OPTIONS** See order form on next page

## TERMS

- 50% MINIMUM DEPOSIT required with your order; balance upon notification that your yurt is ready for shipment.
- VISA/MASTERCARD/DISCOVER/AMEX accepted.
- 20% restock charge on canceled invoice total.
- Because of fluctuating costs, all prices are subject to change without notice.

Pacific Yurts Inc. • 77456 Hwy. 99 S. • Cottage Grove, OR 97424  
 (541) 942-9435 • 800-944-0240 • Fax (541) 942-0508 • [info@yurts.com](mailto:info@yurts.com) • [www.yurts.com](http://www.yurts.com)

Patented  
 All rights reserved

# PACIFIC YURTS ORDER FORM

Name \_\_\_\_\_ Ship To \_\_\_\_\_  
 Email \_\_\_\_\_  
 Address \_\_\_\_\_  
 Phone \_\_\_\_\_ Phone \_\_\_\_\_

<b>YURT DIAMETER</b>	<input type="checkbox"/> 12'- \$4,445 <input type="checkbox"/> 14'- \$4,940 <input type="checkbox"/> 16'- \$5,450 <input type="checkbox"/> 20'- \$6,790 <input type="checkbox"/> 24'- \$7,790 <input type="checkbox"/> 30'- \$9,785
<b>TALL WALL UPGRADE</b>	<input type="checkbox"/> 12', 14', 16' Diameter - Add \$295 <input type="checkbox"/> 20', 24', 30' Diameter - Add \$395
<b>SIDE COVER</b>	<input type="checkbox"/> Standard Color - Dark Linen <input type="checkbox"/> Custom Color - Add \$75 _____
<b>WINDOWS</b> <i>(2 included at no charge)</i>	Additional Windows _____ x \$135 Each
	<b>Window Twist Locks</b> (1 set per window)   Total Sets _____ x \$50 Each
	<b>Window Awning Frames</b> _____ x \$165 Each <i>(Not available on 12' &amp; 14' models)</i>
<b>TOP COVER</b> <i>(Std. color - Putty)</i>  <input type="checkbox"/> Putty Valance <input type="checkbox"/> Forest Green Valance <input type="checkbox"/> Brown Valance	<b>Heavy Duty Top Cover</b> <input type="checkbox"/> Tan <input type="checkbox"/> White <input type="checkbox"/> Gray <input type="checkbox"/> 12', 14' - \$290 <input type="checkbox"/> 16' - \$320 <input type="checkbox"/> 20' - \$425 <input type="checkbox"/> 24' - \$495 <input type="checkbox"/> 30' - \$650
	<b>Door Awning</b> ( _____ o'clock)   Add \$135 Each
	<b>Solar Skylight Arc</b> ( _____ o'clock – restricted locations) <input type="checkbox"/> 14' - \$210 <input type="checkbox"/> 16' - \$270 <input type="checkbox"/> 20' - \$290 <input type="checkbox"/> 24' - \$345 <input type="checkbox"/> 30' - \$395
	<b>WATER CATCHMENT</b> <i>(See options pricing)</i> <input type="checkbox"/> Putty <input type="checkbox"/> Heavy Duty Fabric
	<b>Perimeter Gutter System</b> <i>(See options pricing)</i> <input type="checkbox"/> White <input type="checkbox"/> Brown
<b>INSULATION</b> <i>(See options pricing)</i>	<input type="checkbox"/> Top <input type="checkbox"/> Side <input type="checkbox"/> Tall
	<b>Insulated Window Covers</b> _____ x \$35 Each
<b>DOOR</b>  <input type="checkbox"/> Inward Opening <input type="checkbox"/> Outward Opening	<input type="checkbox"/> Panel - No charge <input type="checkbox"/> Window - No charge <input type="checkbox"/> Double Window - Add \$75 <input type="checkbox"/> French - Add \$300
	<b>Extra Door &amp; Frame</b> ( _____ o'clock) <input type="checkbox"/> Panel - Add \$595 <input type="checkbox"/> Window - Add \$595 <input type="checkbox"/> Double Window - Add \$670 <input type="checkbox"/> French - Add \$895
	<b>Screen Door</b> <input type="checkbox"/> Std. - Add \$290 <input type="checkbox"/> French - Add \$330 <i>(Upgrade hardware available)</i>
	<b>Door Screen Curtain</b> <input type="checkbox"/> Std. <input type="checkbox"/> French   (Add \$50 Each)
	<b>Deadbolt</b> <input type="checkbox"/> With Locking Lever <input type="checkbox"/> With Passage Lever   Add \$45 Each
<b>SNOW &amp; WIND KIT</b> <i>(Recommended on 24' &amp; 30' models)</i>	Standard Hardware <input type="checkbox"/> 12', 14' - \$295 <input type="checkbox"/> 16' - \$365 <input type="checkbox"/> 20' - \$490 <input type="checkbox"/> 24' - \$610 <input type="checkbox"/> 30' - \$715
	Stainless Hardware <input type="checkbox"/> 12', 14' - \$415 <input type="checkbox"/> 16' - \$510 <input type="checkbox"/> 20' - \$680 <input type="checkbox"/> 24' - \$835 <input type="checkbox"/> 30' - \$985
Available only with Snow & Wind Kit	<b>Central Column Upgrade</b> <input type="checkbox"/> 24' - \$1,655 <input type="checkbox"/> 30' - \$1,830
	<b>Perimeter Blocking</b> <i>(See options pricing)</i>
	<b>Cable Tie-Down</b> Add \$185
<b>DOMES OPTIONS</b>	<b>Tinted Dome</b> <input type="checkbox"/> Add \$150 <b>Dome Opener</b> <input type="checkbox"/> Add \$150
<b>CENTER RING INSERT</b>	<input type="checkbox"/> Bug Screen <input type="checkbox"/> Shade Screen   Add \$150
<b>FAN SUPPORT</b>	<input type="checkbox"/> Add \$50 <i>(Not recommended with Center Ring Insert)</i>
<b>TROPICAL CUPOLA</b>	<input type="checkbox"/> Std. - \$550 <input type="checkbox"/> Heavy Duty - \$595
<b>STOVE FLASHING</b>	<input type="checkbox"/> Std. 8" opening - Add \$55 <i>(Other sizes available)</i>

VISA    MASTERCARD  
 DISCOVER    AMEX

# \_\_\_\_\_  
 Expiration Date \_\_\_\_\_  
 Name: \_\_\_\_\_  
 OK to authorize same credit card for final payment? \_\_\_\_\_

ORDER DATE \_\_\_\_\_  
 Approx. SHIP DATE \_\_\_\_\_  
 USE \_\_\_\_\_  
 EXPOSURE \_\_\_\_\_  
*How did you originally hear about Pacific Yurts?*  
 REFERRAL \_\_\_\_\_

**PACKING & CRATING**  
 Standard \$200  
 International \$375  
**Freight charges are additional.**  
*(To be collected by freight company.)*

**TOTAL**  
 50% DEPOSIT  
 BALANCE DUE before ship or pick up

## PACIFIC YURT OPTIONS PRICING

### Water Catchment

The water catchment is a fabric gutter system which collects water run-off from the top cover and funnels it through downspouts into a storage tank. (Storage tank not included.) One downspout is included with the 14' and 16' yurts; 20', 24' and 30' yurts include two downspouts. The water catchment is not compatible with the Solar Arc. (For non-potable water use.)

	12'	14'	16'	20'	24'	30'
	N/A	\$360	\$385	\$435	\$515	\$595

\*Each additional downspout -Add \$60

### Perimeter Gutter System

Similar function to Water Catchment system but utilizes rigid PVC and can be retrofit. Comes in approximate 6' sections. On site assembly required. Available in brown or white.

	12'	14'	16'	20'	24'	30'
	\$355	\$410	\$495	\$660	\$775	\$955

### Insulation

Our seven layer reflective insulation is covered with an attractive fabric liner facing. Custom designed to match your window and door placement. An ideal vapor barrier, it works by reflecting radiant heat in both directions, keeping the yurt warmer in the winter and cooler in the summer.

	12'	14'	16'	20'	24'	30'
Top Only	\$365	\$430	\$495	\$750	\$1055	\$1595
Standard Side	\$620	\$675	\$720	\$880	\$1060	\$1320
Tall Side	\$700	\$765	\$815	\$985	\$1170	\$1455
Complete Std.	\$985	\$1105	\$1215	\$1630	\$2115	\$2915
Complete Tall	\$1065	\$1195	\$1310	\$1735	\$2225	\$3050

### Optional Vinyl/Polyester Side Cover

This cover is made of durable high strength structural fabric and has welded seams. Standard color is beige. Custom color - Add \$75.

	12'	14'	16'	20'	24'	30'
	\$150	\$150	\$225	\$300	\$375	\$450

### Perimeter Blocking

Finished 8' 2x4's to be cut and installed between vertical supports to meet IBC standards. Includes screws. Available only with Snow and Wind Kit.

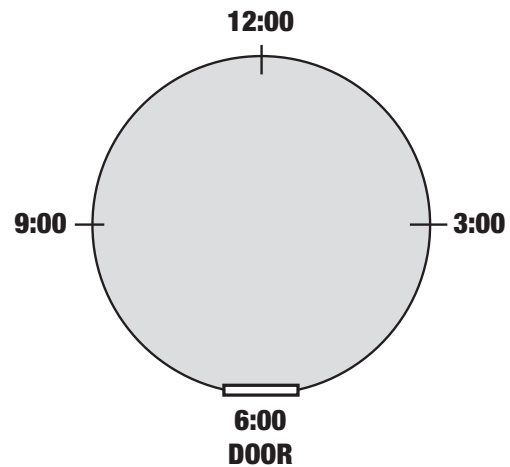
	12'	14'	16'	20'	24'	30'
	\$75	\$90	\$105	\$135	\$150	\$180

### Worksheet for Door(s) & Windows

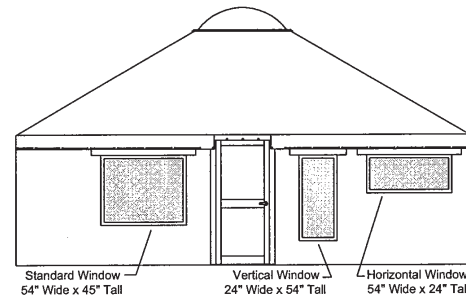
The diagram below (using a clock face) represents a door at 6:00. You can notate your own placement using the clock face below or choose from the following choices.

Restrictions on placement: Windows must be placed 20" minimum from doors and 15" minimum from windows. Doors must be placed at quarter hour locations only; 6:00, 9:00, 12:00 or 3:00.

- |   |                                   |
|---|-----------------------------------|
| <input type="checkbox"/> 2 window placement:  | 8:00 and 4:00                     |
| <input type="checkbox"/> 3 window placement:  | 8:00 and 12:00 and 4:00           |
| <input type="checkbox"/> 4 window placement:  | 7:30, 10:30, 1:30 and 4:30        |
| <input type="checkbox"/> 5 window placement:  | 8:00, 10:00, 12:00, 2:00 and 4:00 |
| <input type="checkbox"/> _____ total windows: | Evenly spaced                     |



### Window Size Options



## ABOUT SHIPPING

List prices are FOB - Cottage Grove, Oregon. The National Motor Freight Classification for Yurts is: KD Houses or Buildings NOI - Wood, Item No. 38470 - Sub 2, Class 150. We suggest you check with a local freight company or call our office for additional shipping information.

FOR DOMESTIC SHIPMENTS - We generally ship **freight collect**. Shipping weights include approximately 200 lb per Yurt for packing materials and crates. There is a packing and crating fee of \$200 per yurt unless you pick it up at our shop.

FOR INTERNATIONAL CUSTOMERS - CIF or other routing quotations will be provided upon request. Packing and crating fees for international shipments are \$375 per yurt. Please check with your Customs Agent for further information.

## ADDITIONAL PACIFIC YURT OPTIONS

### **Tall Wall Upgrade:**

The standard wall height is approximately six feet. The tall wall option raises this to approximately seven feet, and increases the door height from 67" to 76".

### **Additional Windows:**

Windows can be located around the perimeter of the yurt to provide additional light and ventilation. They are made of clear vinyl, framed in 2" marine grade velcro and include zippered weather flaps and sewn-in screens.

### **Window Awning Frame:**

Frame consists of an anodized aluminum framework to support the window flap. This creates an overhang allowing the windows to be left open for ventilation.

### **Heavy Duty Top Cover:**

Made of the highest quality 28 oz. roofing material, with a 15 year material manufacturer's warranty, this top is available in tan, white or gray. Not for use with the solar skylight arc.

### **Door Awning:**

This 5' x 6' piece of roofing fabric is welded over the door and has grommets installed along the three outer edges. When supported by a wood frame (not included), it provides a covered porch. Additional sizes are available.

### **Solar Skylight Arc:**

The solar skylight arc is translucent vinyl roofing fabric integrated into the top cover in an arc shape that allows diffused light into the yurt (see photo in brochure). This option is not recommended for hot unshaded locations or where full insulation is required. It is available in the standard top cover only.

### **Banner System:**

5'x5' removable banner laces into a grommeted frame mounted on the top cover. A great opportunity to display a logo or custom graphics for commercial enterprises or special events.

### **Insulated Window Covers:**

These covers are made of reflective insulation with a fabric liner facing to match the interior insulation. These covers will insulate your windows during the coldest times of the year and are easy to install and remove.

### **Window Door:**

Our standard door features a large window (acrylic) for added light. **Panel Door** also available with inset cedar panels in the top and bottom, or choose a **Double Window Door** with acrylic windows in the top and bottom panels.

### **French Doors:**

French doors are double doors with the levers in the middle. They have small cedar panels at the bottom and acrylic windows above and below the handles for added light and view. Available on 16' and larger yurts.

### **Extra Door and Frame:**

Add a back or side entrance for easy access to decks, hot tub, etc. The extra door and frame is a standard window door, but can also be a panel door, double window door or French door. Available on 16' and larger yurts.

### **Screen Door:**

Beautiful solid wood screen door with self-closing hinges provides extra ventilation while keeping the bugs out.

### **Door Screen Curtain:**

This screen attaches to the top inside of the door frame, is weighted at the bottom and overlaps in the middle for easy access.

### **Convenience Panel:**

Beautiful, multi-purpose panel to facilitate a variety of applications including glass window, A/C, hearth, electrical panel, etc.

### **Snow & Wind Kit:**

The snow and wind kit consists of a vertical stud under every rafter that is secured to the rafter, lattice wall and floor. In addition, there is a cable blocking system in the rafters. This kit not only adds rigidity, but provides shear to prevent torque. Recommended for high snow and wind conditions. Stainless steel hardware available.

### **Rafter/Ring/Hardware Upgrade:**

This option upgrades the standard rafters, center ring and hardware for increased snow load capacity. Available only with Snow and Wind Kit.

### **Central Column Upgrade:**

This system upgrades your rafters, center ring and hardware and adds a steel column support. Ideal where engineered high snow load capacity is required. Available only with Snow and Wind Kit.

### **Cable Tie-Down:**

The cable tie-down system attaches to the center ring in four locations and secures to a recessed eyebolt in the center of the floor. It can be installed and removed as needed for severe wind conditions. Designed to be used in conjunction with the Snow and Wind Kit as an additional level of protection.

### **Door Canopy:**

The door canopy is made of top quality vinyl fabric on a welded aluminum frame and provides a graceful covered entry to your yurt. Graphics and backlighting available.

### **Dome Opener:**

Opens the dome skylight to allow the escape of hot air or moisture that may get trapped at the ceiling. This creates a natural convection cooling system for refreshing comfort. Includes extension handle.

### **Tinted Dome:**

The tinted dome blocks approximately 60% of the heat coming through the skylight, and only marginally affects the natural light. Keeps the yurt cooler in unshaded locations.

### **Center Ring Insert:**

Finely crafted wood frame fits into the center ring and comes with optional bug screen or shade screen.

### **Fan Support:**

This sculpted wood support fits into the center ring and allows the installation of a ceiling fan for improved air circulation.

### **Tropical Cupola:**

Designed for hot tropical environments, this powder-coated steel framework has an architectural fabric cover and replaces the dome skylight. It provides shade and creates a natural cooling system by allowing maximum air flow for refreshing comfort.

### **Other Options Available ...**

**“Your company has always been and continues to be a pleasure to work with. I am amazed at the quality of the product you produce and the efforts you go to satisfy your customers.” – Kathryn L., Colorado**

**“I chose Pacific Yurts because of their reputation, dependability of the company and excellent customer service.” – Laine S., Maine**

**Thank you for your interest in Pacific Yurts. We hope to soon welcome you to our family of satisfied customers. If you have any questions or need additional information, please call us at 1-800-944-0240.**